

Zun-peak 1

8.98  
8.97  
8.87  
8.69  
8.62  
8.61  
8.25  
8.24  
8.13  
8.13  
8.11  
8.11  
8.10  
8.10  
8.08  
8.08  
6.85

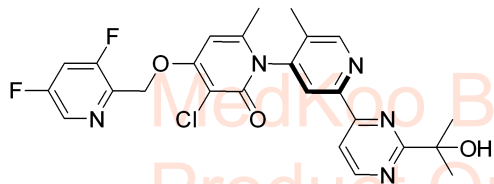
5.51  
5.50  
5.25

2.12  
1.99  
1.54  
1.53

# Zunsemetinib (P-atropisomer) HNMR Analysis, Solvent: DMSO

Product Quality Control Data

www.medkoo.com Sales@medkoo.com



MedKoo Cat#: 207172

Name: Zunsemetinib (P-atropisomer)

CAS#: 1640282-42-3 (P atropisomer)

Lot#: Y22X11M22

Chemical Formula: C<sub>25</sub>H<sub>22</sub>ClF<sub>2</sub>N<sub>5</sub>O<sub>3</sub>

Exact Mass: 513.1379

Molecular Weight: 513.93

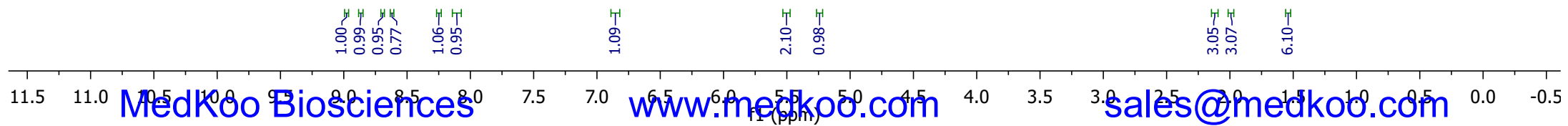
Product Quality Control Data

www.medkoo.com Sales@medkoo.com

MedKoo Biosciences

Product Quality Control Data

www.medkoo.com Sales@medkoo.com



MedKoo Biosciences

www.medkoo.com

sales@medkoo.com

# Zunsemetinib (P-atropisomer) LC/MS Analysis

sales@medkoo.com

www.medkoo.com

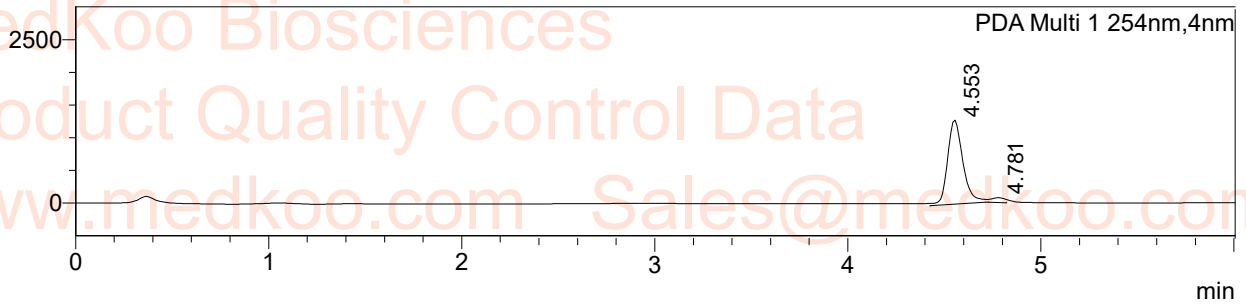
MedKoo Biosciences

## <Sample Information>

Sample Name : Zun-peak1  
Sample ID : Zun-peak1  
Data Filename : Zun-peak1\_121\_001.lcd  
Method Filename : A01\_g\_b10b95\_t6\_f300.lcm  
Batch Filename : YYC\_Aug\_Table\_01.lcb  
Vial # : 1-62  
Injection Volume : 6 uL  
Sample Type : Unknown  
Acquired by : System Administrator  
Processed by : System Administrator

## <Chromatogram>

mAU



Peak Table

PDA Ch1 254nm

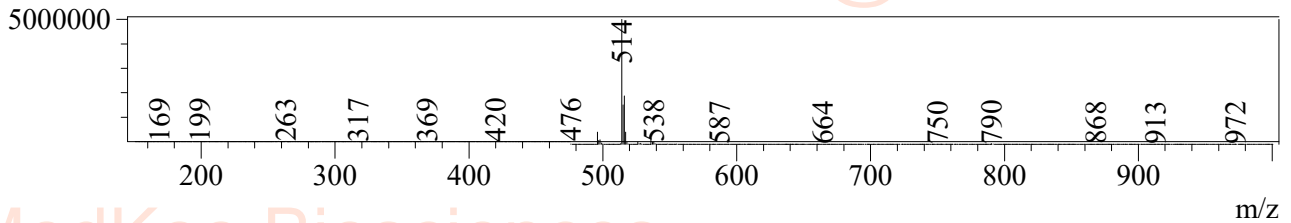
Peak#	Ret. Time	Peak Start	Peak End	Height	Area	Area%
1	4.553	4.427	4.715	1247100	6441820	98.140
2	4.781	4.725	4.821	33852	122087	1.860
Total				1280952	6563907	100.000

## MS Spectrum

R. Time:4.700(Scan#:283)

MassPeaks:878

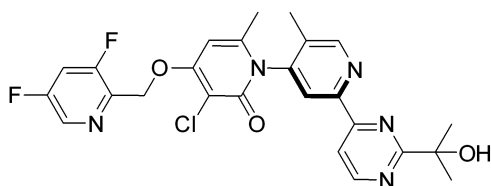
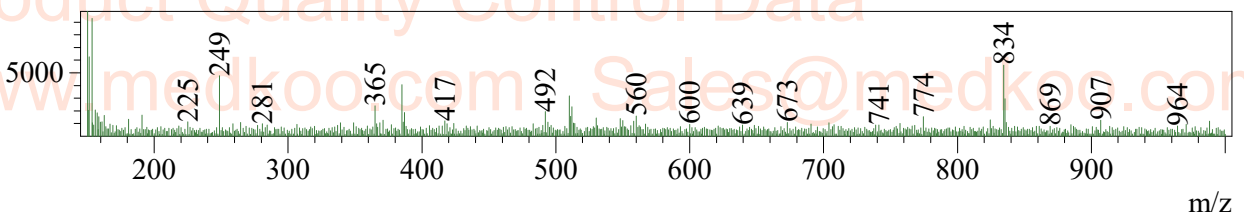
Segment 1 - Event 1



R. Time:4.716(Scan#:284)

MassPeaks:867

Segment 1 - Event 2



MedKoo Cat#: 207172

Name: Zunsemetinib (P-atropisomer)

CAS#: 1640282-42-3 (P atropisomer)

Lot#: Y22X11M22

Chemical Formula: C<sub>25</sub>H<sub>22</sub>ClF<sub>2</sub>N<sub>5</sub>O<sub>3</sub>

Exact Mass: 513.1379

Molecular Weight: 513.93