

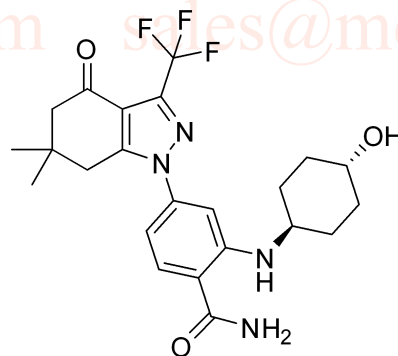
8.404
8.384
7.980
7.795
7.775
7.330
6.877
6.873
6.732
6.728
6.711
6.706

4.581
4.571

3.518
3.508
3.494
3.484
3.472
3.368
3.359
3.349
3.331
2.984
2.512
2.508
2.503
2.456
2.012
1.986
1.844
1.838
1.813
1.384
1.377
1.352
1.321
1.295
1.265
1.239
1.208
1.183
1.044
0.005

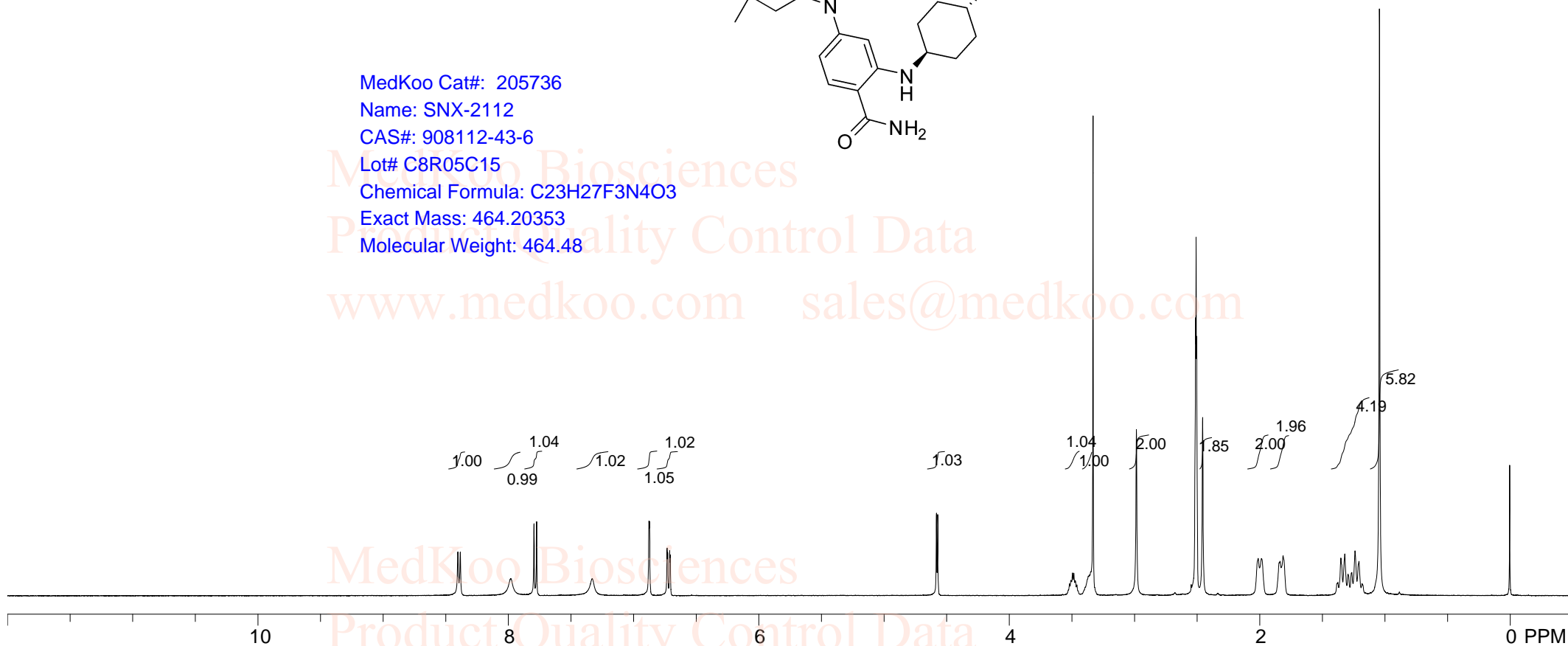
SNX-2112 HNMR Analysis, Solvent = DMSO

MedKoo Biosciences
Product Quality Control Data
www.medkoo.com sales@medkoo.com



MedKoo Cat#: 205736
Name: SNX-2112
CAS#: 908112-43-6
Lot# C8R05C15
Chemical Formula: C₂₃H₂₇F₃N₄O₃
Exact Mass: 464.20353
Molecular Weight: 464.48

MedKoo Biosciences
Product Quality Control Data
www.medkoo.com sales@medkoo.com

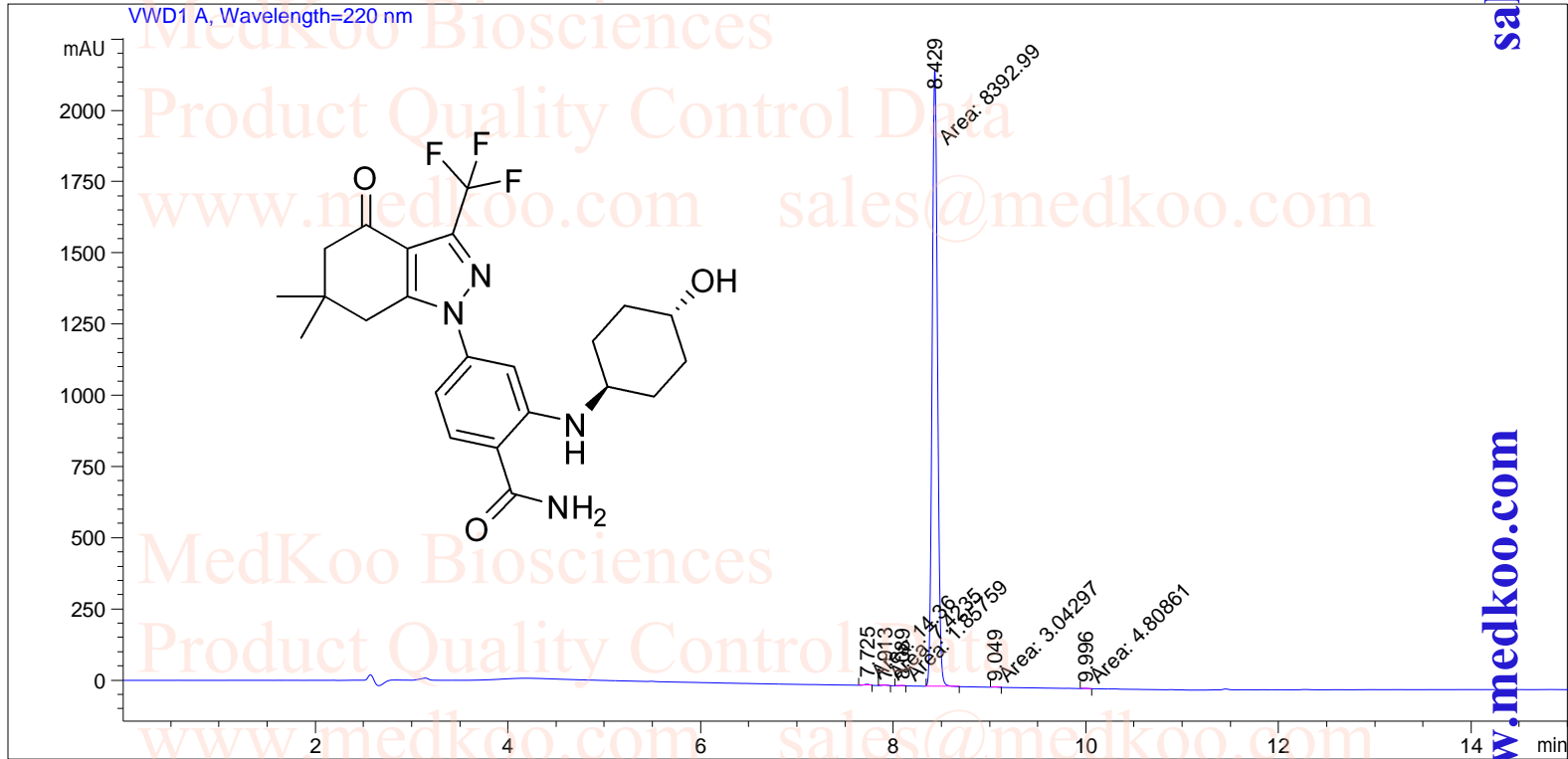


MedKoo Biosciences
Product Quality Control Data
www.medkoo.com sales@medkoo.com

SNX-2112 HPLC Analysis

```

=====
Acq. Operator   : System                      Seq. Line :    2
Acq. Instrument : LC1260                     Location  : Vial 42
Sample Name    : SNX-2112                    Inj       :    1
                                                Inj Volume: 0 µl
Different Inj Volume from Sequence !      Actual Inj Volume : 4 µl
Acq. Method    : E:\DATA\YZJ\Data\10-90 AD 220 15MIN.M
Analysis Method : D:\PUBLIC\METHOD\10-90 AB 6MIN.M
=====
    
```



Area Percent Report

```

=====
Sorted By      :      Signal
Multiplier     :      1.0000
Dilution      :      1.0000
Use Multiplier & Dilution Factor with ISTDs
Signal 1: VWD1 A, Wavelength=220 nm
    
```

```

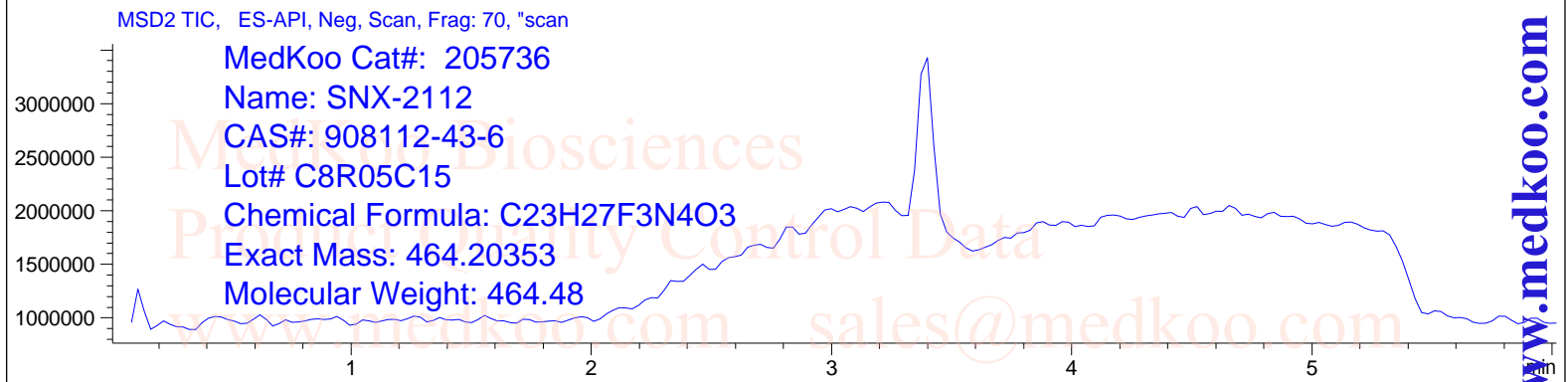
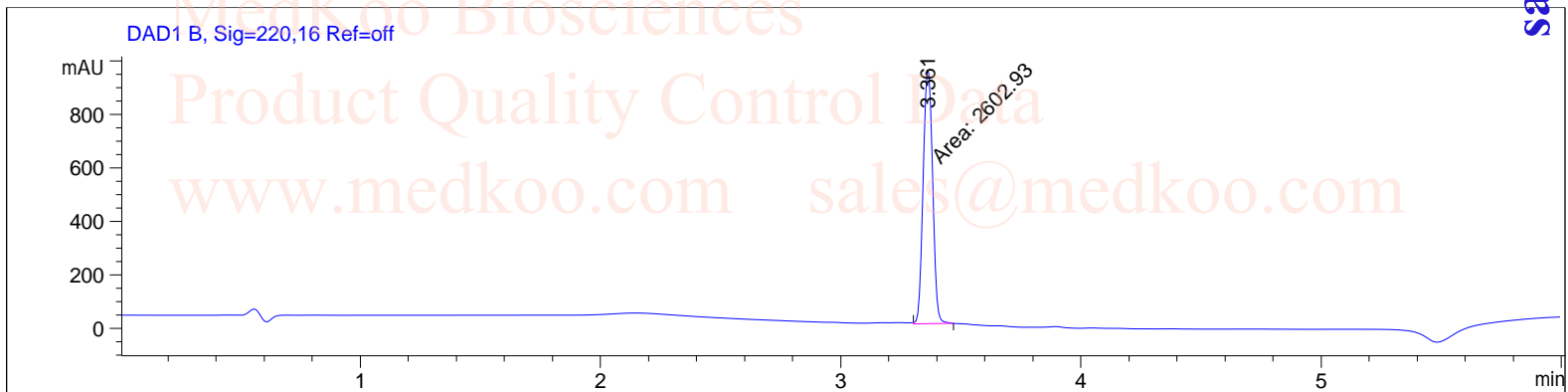
MedKoo Cat#: 205736
Name: SNX-2112
CAS#: 908112-43-6
Lot# C8R05C15
Chemical Formula: C23H27F3N4O3
Exact Mass: 464.20353
Molecular Weight: 464.48
    
```

Peak #	RetTime [min]	Type	Width [min]	Area [mAU*s]	Height [mAU]	Area %
1	7.725	MM	0.0628	14.35998	3.80986	0.1705
2	7.913	MM	0.0556	7.42350	2.22349	0.0881
3	8.089	MM	0.0452	1.85759	6.85487e-1	0.0220
4	8.429	MM	0.0645	8392.98828	2168.89160	99.6262
5	9.049	MM	0.0612	3.04297	8.29004e-1	0.0361
6	9.996	MM	0.0713	4.80861	1.12462	0.0571

Totals : 8424.48093 2177.56407

SNX-2112 LC/MS Analysis

Acq. Operator : WSF Seq. Line : 3
 Acq. Instrument : Instrument 1 Location : Vial 2
 Sample Name : SNX-2112 Inj : 1
 Inj Volume : 0 μ l
 Different Inj Volume from Sequence ! Actual Inj Volume : 2 μ l
 Acq. Method : D:\Public\10-90 AB 6MIN.M
 Analysis Method : D:\PUBLIC\METHOD\10-90 AB 6MIN.M



MS Spectrum

