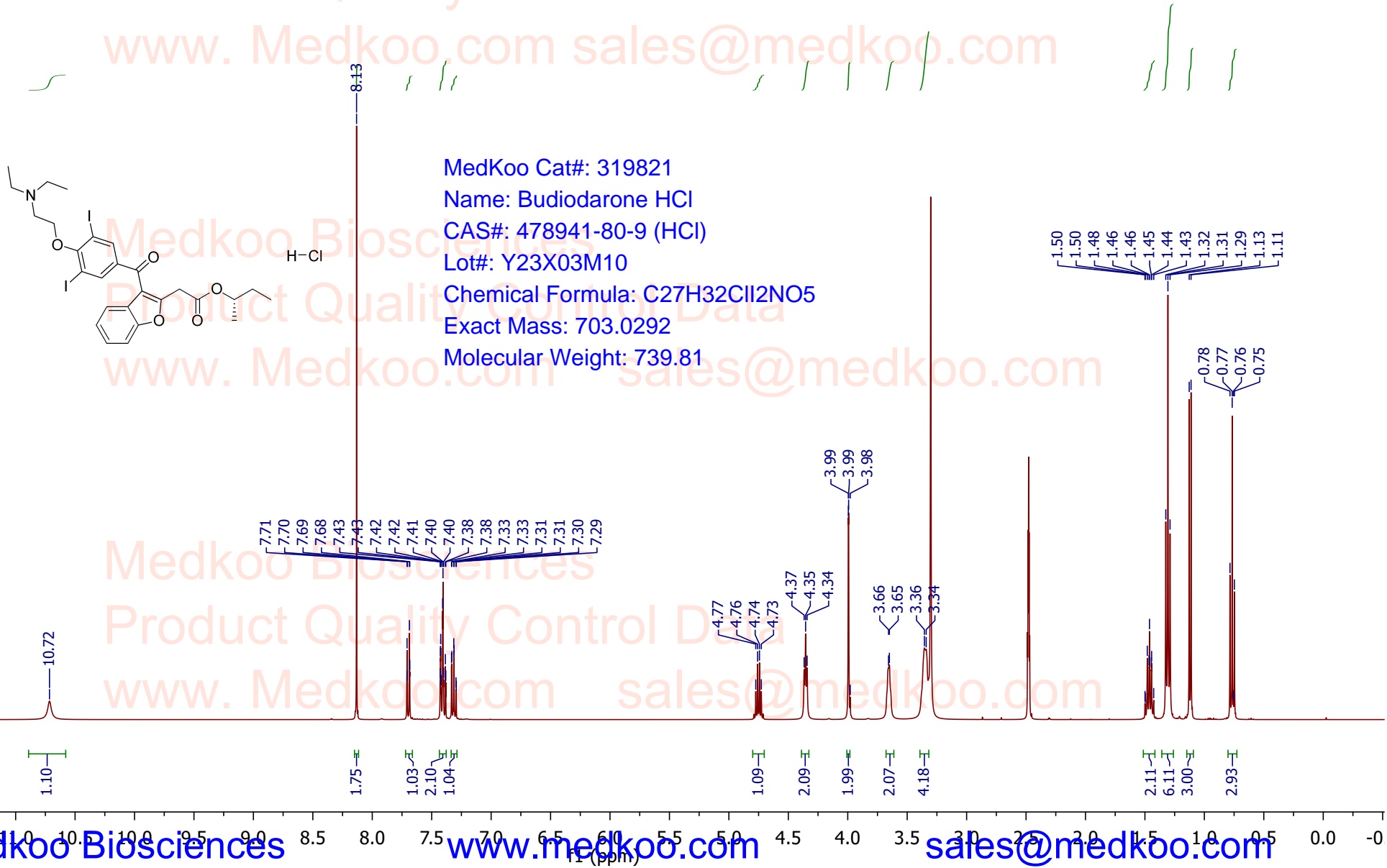


Budiodarone HCl HNMR Analysis, Solvent: DMSO

Product Quality Control Data

www.Medkoo.com sales@medkoo.com



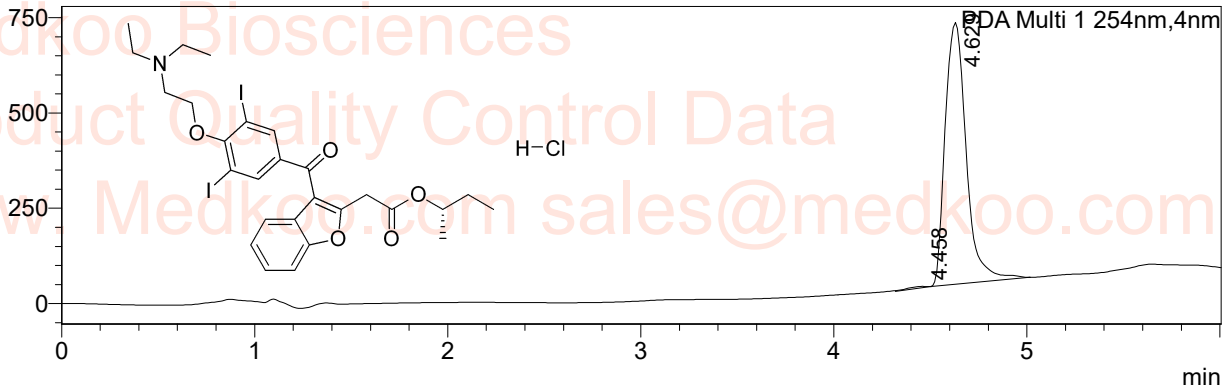
Budiodarone HCl LC/MS Analysis

<Sample Information>

Sample Name : Bud
 Sample ID : Bud
 Data Filename : Bud_21_001.lcd
 Method Filename : A01_g_b10b95_t6_f300.lcm
 Batch Filename : YYC_Feb_Table_01.lcb
 Vial # : 1-17
 Injection Volume : 5 uL
 Sample Type : Unknown
 Acquired by : System Administrator
 Processed by : System Administrator

<Chromatogram>

mAU



Peak Table

PDA Ch1 254nm

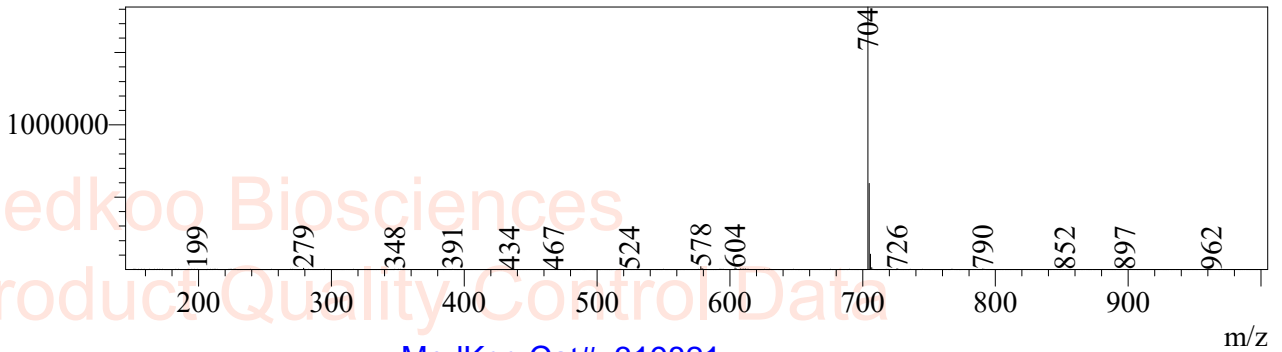
Peak#	Ret. Time	Peak Start	Peak End	Height	Area	Area%
1	4.458	4.320	4.501	3735	35987	0.684
2	4.629	4.501	5.013	686566	5228082	99.316
Total				690302	5264069	100.000

MS Spectrum

R.Time:4.700(Scan#:283)

MassPeaks:863

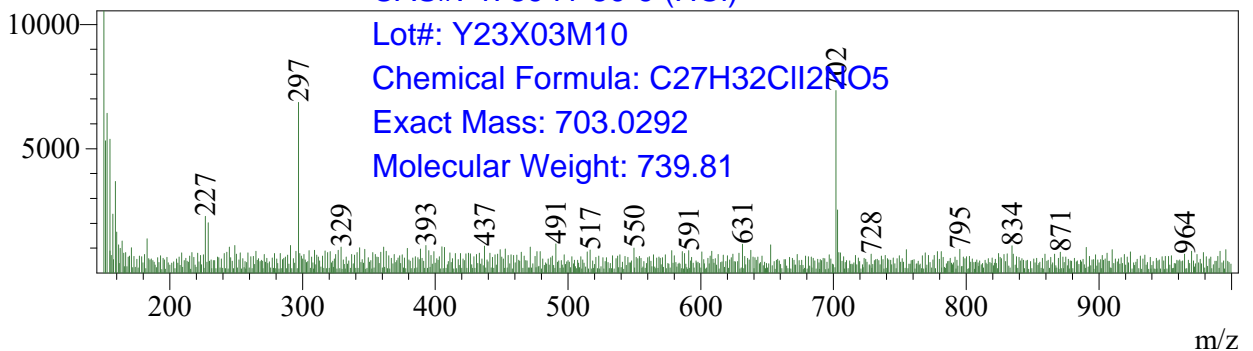
Segment 1 - Event 1



R.Time:4.716(Scan#:284)

MassPeaks:866

Segment 1 - Event 2



MedKoo Cat#: 319821

Name: Budiodarone HCl

CAS#: 478941-80-9 (HCl)

Lot#: Y23X03M10

Chemical Formula: C₂₇H₃₂ClI₂O₅

Exact Mass: 703.0292

Molecular Weight: 739.81